

石晶地板

SPC FLOORING

—— 超耐磨 · 持久新 · 更放心 ——

Super durable Simple renovation More at ease



石晶地板是一款新型轻质地面装饰材料。产品由优质聚氯乙烯和高纯度碳酸钙为主要原料，经比例混合后通过高温挤出而成。结合锁扣技术，突破传统 PVC 地板铺装的局限。石晶地板生产工艺环保，同时兼具良好的防滑、防水、防霉，防火，耐刮，耐磨，抗污，防烟烫等特性，铺贴简单方便，为地面装修带来更方便的解决方案。

SPC flooring is a new lightweight floor decoration material. The product is made of high quality polyvinyl chloride and high purity calcium carbonate as the main raw materials, mixed in proportion and extruded at high temperature. Combined with click lock technology, break through the limitation of traditional PVC floor paving. The production process of stone crystal floor is environmentally friendly, and has good anti-slip, waterproof, mildew proof, fire prevention, scratch resistance, wear resistance, dirt resistance, smoke resistance and other characteristics. The paving is simple and convenient, which brings more convenient solution for the ground decoration.



PRODUCT STRUCTURE

产品结构

UV保护层

UV Protective layer

强化表面抗刮、耐磨、防污
Strengthen the surface anti scratch,
wear resistant, anti fouling

透明 PVC 耐磨层

Transparent PVC wear resistant layer

PVC高分子树脂表面,加强耐磨性
PVC polymer resin surface, enhance wear resistance

印刷彩膜层 0.07mm

Printing color film layer

高清纹理, 效果逼真, 自然质感
Hd texture, realistic effect, natural texture

石晶基材

Stone crystal substrate

稳固耐用, 防水防潮
Stable and durable, waterproof and
moistureproof

静音层

Stone base material

强化抗冲击性, 吸音减震,
常用材质有软木、EVA

Enhanced impact resistance, sound absorption and shock
absorption, commonly used materials are cork, EBA



吸音降噪
Sound absorbing
noise reduction



绿色环保
Green
environmental
protection



防水防潮
Waterproof



B1级防火
B1 level of
fire prevention



防滑
Skid resistance



耐磨
Wear resistant



耐候
Weather resistance



防虫防蚁
Insect-resistant
termite



快装
Quick elbow



锁扣设计
Latch design

技术参数

产品特性	Product features	检测标准	Test standard	检测结果	Test results
层与层剥离拉力	Layer and layer stripping pull	EN431		通过	Pass
层与层剪切力	Layer to layer shear force	EN432		优质	High quality
残余压痕	The residual indentation	EN433		平均值0.01mm	The average0. 01mm
收缩与卷曲	Shrinkage and crimp	EN434		收缩率≤0.02%;翘曲率≤0.07mm	Shrinkage≤0.02%;Warp rate≤0.07mm
弹性弯曲度	Elasticity of bending	EN435		没有开裂	There is no crack
抗化学品腐蚀性	Chemical resistance	EN423		零级	Class 0
轮脚适用度	Wheel foot fit	EN425		没有刮痕,没有磨损	No scratches, no wear
色牢度	Color fastness	ISO 105 B02		≥6	
耐磨性	Wear resistance	EN660		T级	Class T
有害物质检测	Hazardous substance detection	EN71-3		符合标准	Conform to the standard
防火性	Fire retardancy	ASTM E84-03		NFPAB级	NFPAB level
防滑性	Skid resistance	DIN51130		R10	
性能分类	Performance classification	EN685		23,34,43	
GB/T4085聚氯乙烯块状地材性能 GB8624B1级燃烧性能检测	GB/T4085 Performance of PVC block floor material GB8624B1 class combustion performance test	检测	Test	通过	Pass
CNS8907聚氯乙烯块状地材性能检测、 防焰性能测试	CNS8907 gas polyvinyl block floor material performance test, flame proof performance test			通过	Pass



PRODUCT ADVANTAGE

产品优势




超耐磨、更耐污、更耐刮

Super wear resistant, stain resistant, scratch resistant

石晶地板，用的是环保材料，零甲醛且防火防水防潮，超耐磨、更耐污、更耐刮。倡导不砍伐一树一木，而且施工简便快捷，不需要任何胶水铺贴，能达到即装入住。

SPC flooring is made of environment-friendly materials, zero formaldehyde, fire proof, waterproof and moisture-proof, super wear-resistant, more stain resistant and scratch-resistant. Advocate not to cut a tree a wood, and the construction is simple and fast, do not need any glue shop stick, can achieve that load live.



1

ECO FRIENDLY

原料环保

主要采用优质聚氯乙烯和高纯度碳钙制成，零甲醛、无油漆成分、无增白剂、无重金属危害、无辐射；

Mainly made of high quality PVC and high purity carbon calcium, zero formaldehyde, no paint components, no whitening agent, no heavy metal harm, no radiation;

2

LATCH DESIGN

锁扣设计

采用锁扣技术，通过凹槽和凸榫镶嵌，以相互咬合的方式紧密连接，解决地板容易松动开封的问题。

Adopt lock technology, enchase through groove and convex tenon, connect closely with mutually occlusive means, solve the problem that floor is easy to loosen open.

3

ANTISKID TECHNIQUE

防滑技术

凹凸纹理防滑层，水涩防滑，脚感舒适

Concave and convex texture anti-skid layer, water astringent anti-skid, comfortable feet


5

WATER-PROOF

防水防潮防霉

荷叶原理，无缝拼接，水落在地板表面成珠不渗入，有效防潮防霉，防霉级别为0；即使水渗入里面，板材自带性能不会吸收水分，保证安全。

Lotus leaf principle, seamless splicing, water falls on the floor surface into beads do not penetrate, effective moisture and mildew, mildew level is 0; Even if the water infiltrates inside, the board will not absorb moisture with its own performance, to ensure safety.



4

ABRASION RESISTANCE

超耐磨技术

LEKEDA 品牌使用独有的超耐磨技术，使石晶地板表面的透明层更耐磨，增强耐磨度，防烟烫，更耐刮，延长使用寿命；

LEKEDA brand uses unique ultra-wear-resisting technology to make the transparent layer on the surface of stone crystal floor more wear-resisting, enhance wear-resisting, anti-smoke hot, more resistant to scratch, and extend the service life;

6

B1 FIREPROOF

B1级防火

安全防火阻燃，耐高温，离火自熄，防火级别达到B1级

Safe fire retardant, high temperature resistance, from the fire extinguish, fire level reached B1



7

EASY INSTALLATION

翻新改造便捷

锁扣技术，无需使用任何辅材，模块化快速安装。

Click lock technology, no need to use any auxiliary materials, modular fast installation.

CLICK LOCK FLOOR VS OTHER FLOORING

锁扣地板 VS 传统地材

FLOORING TYPE 地材类型	ADVANTAGES 优点	DISADVANTAGES 缺点
LAMINATED FLOORING 复合地板	Natural material 天然材料	Cannot be repaired after damaged 一旦损，无法修补
	Price lower than Solid Flooring 比实木地板便宜	Sloppery due to painting 油漆使地面易滑
	Less installation requirements on flooring flatness 安装施工队地坪要求低	Moisture causing materuak exoansion 潮气使材料膨胀
	Not Easily be damaged by cigarette 不易被烟蒂灼坏	No sound-absorption ability 无吸音功能
	Natural material 天然材料	suitable for residential but not for commercial usage 适合家居而不适合商业用途
CERAMIC 瓷砖	Good abrasion resistance 不易磨损	Hard for cutting and modeling 难以切割和造型
	Easy maintenance 易维护	Very heavy 自重大
	Flexible on designs and colors 颜色、设计多样	No sound-absorption function 无吸音功能
	Comparatively low price 原材料成本低	Easy broken with slightly movement onground or vibration 易随基层移动，易破碎
		Slippery when wet 潮湿时，易滑倒摔跤
		Good thermal conductivity causing heat loss 导热性差，易失去热量
GRANITE 花岗岩		Difficult for reconditioning 翻新改造时，铺设困难
	Natural material 天然材料	Hard for cutting and modeling 难以切割和造型
	Good abrasion resistance 不易磨损	Less pattern selection 设计选择少
	Low maintenance required 无需经常维护	Very heavy 自重大
		Good thermal conductivity causing heat loss 导热性差，易失去热量
		Slippery 易滑倒
		Easy broken 易破碎
		Difficult for reconditioning 翻新改造时，铺设困难
MARBLE 大理石	Natural material 天然材料	Easily be scratched and contaminated 易刮伤和污损
	Grand decoration materials 装饰性好	Regular maintenance required 需定期维护
		No sound-absorption function 无吸音功能
		Complicated installation 铺设工艺复杂
		Expensive 价格昂贵
		Hard connection at the margin with other kinds of flooring 同其他地板连接问题多
		Slippery when wet 潮湿时，易滑倒摔跤
		Chromatic aberration high and hard for recondition 颜色不容易匹配，翻新改造困难
		Difficult on qualitu control 难于控制材料质量
		Easy broken on uneven flooring 基层不平整易破碎

FLOORING TYPE 地材类型	ADVANTAGES 优点	DISADVANTAGES 缺点
CARPET 地毯	Good spund-absorption 隔音效果好	Easy contanminated and difficult on cleaning 易污损，难于清洁
	Soft and comfortable 感觉柔软舒适	Unsuitable in dust enviomment 不适合灰尘多的环境
	Low requirement for floor flatness 对地坪要求不高	Flammable 易燃
	Easy installtion 铺设简单	Inhabitation for bacterial and mite causing skin allergies and disease 细小尘土和细菌聚集，易导致皮肤过敏
	Wide range of design options and lolor selections 设计方案和色彩选择性强	
	Large price range for option 价格选择范围大	
SOLID WOOD FLOORING 实木地板	Natural material 天然材料	Difficult and high-cost installation 铺设困难，安装成本高
	Easy reconditioning by re-polishing 损坏后可以重新磨光	Unsuitable for heavy loading 不合适重型车辆
	Comparatively easy on maintenance 相对容易维护	Easily be indented 易产生凹痕
		Low temperature and humidity resitance causing shrinkage and curling 易受温度和湿度影响（收缩/扭曲）
		Expensive and flammable 价格昂贵，易燃
		Difficult on quality control due to different source of material 随材料来源不同而无法保证质量
		No sound-absorption function 无吸音功能
		Good Inhabitation for termites 白蚁易生存
LOCK FLOOR 锁扣地板	Riched color options 色彩丰富	Combination of natural and artificial material 非天然材料
	Great design variation 设计选择方案多	High requirement on floor flatness 对施工地坪要求高
	Wide range of applications 应用范围广	The materials must be keep flat while installation 施工前地板必须摊铺舒展
	Simple and quick installation 施工铺设建议迅速	
	Easy maintenance 易维护	
	Anti-Bacterial 防止细菌生长	
	Soft and pliable 柔软，不易破碎	
	Recyclable 可循环再生	
	Self-extinguish after away from fire 离火即熄	

PRODUCT ADVANTAGE



LATCH DESIGN

锁扣设计

石晶地板采用锁扣技术，通过凹槽和凸榫镶嵌，以相互咬合的方式紧密连接，解决地板容易松动开封的问题。

stone crystal floor adopts the lock technology, through the groove and convex mortise inlay, in the way of mutual occlusal close connection, to solve the problem that the floor is easy to loose and open.

准备工具：

Tools:

铅笔、直尺、美工刀、卷尺、胶钳、弹性塑胶锤、回力钩、胶板、防潮棉

Pencil, ruler, utility knife, measuring tape, rubber pliers, elastic plastic hammer, return hook, rubber board, moisture-proof cotton



INSTALLATION

安装便捷

安装要求 Installation requirements

1. 地面类型：自流平或者找平整地面；
 2. 地面平整度：必须达到2米范围高低落差 $\leq 3\text{mm}$ ；
 3. 地面清洁度：必须除去地面油污，粉尘等，做到清洁无残渣。
 4. 铺贴前必须先铺一层防潮棉，达到静音、舒适的体验。
 5. 从墙角开始安装，板材与墙之间保留6-10mm间隙作为伸缩缝，安装地板的房间四周都应留有伸缩空隙。
 6. 门与地面之间预留不小于8mm的缝隙，并保证门正常开关不会与地板摩擦。
1. Ground type: self-leveling or find flat ground;
 2. Ground flatness: the height difference must reach 2 meters $\leq 3\text{mm}$;
 3. Cleanliness of the ground: it is necessary to remove oil stains and dust on the ground, so that there is no residue clean.
 4. Lay a layer of moisture-proof cotton before pasting to achieve quiet and comfortable experience.
 5. Install from the corner, keep a 6-10mm gap between the plate and the wall as an expansion joint, and there should be expansion gap around the room where the floor is installed.
 6. Reserve a gap of at least 8mm between the door and the floor, and ensure that the door does not rub against the floor.



1.地板凹槽结构

Floor groove structure



2.地板凸榫结构

Floor dowel structure



3.将地板凸榫反向以45° 倾斜嵌入凹槽

Insert the floor dowel backwards into the groove at a 45 Angle



4.地板嵌入过程效果图

Renderings of floor embedding process



5.嵌入后将地板向下压平

Press the floor down after embedding

EASY INSTALLATION

地板

安装步骤:

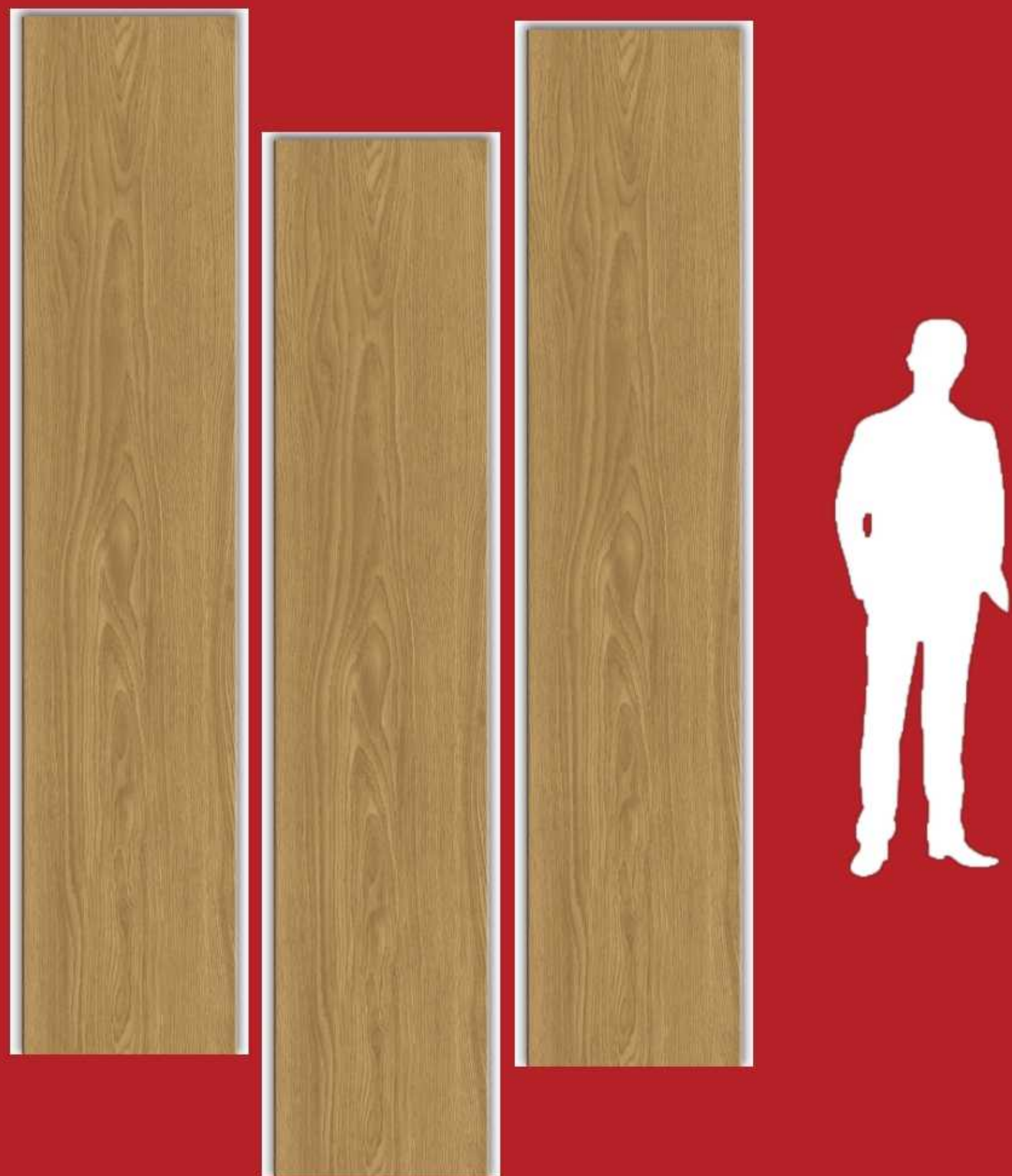
- 1、在清洁平整的地面铺设防潮垫,此防潮垫质地柔软,防潮性好;
- 2、从房间的墙角(左上角)开始铺设,放置第一块地板,将其中两条凹槽边向外露出。为了防止地板的自然膨胀,地面和墙面之间应预留6~10mm的间隙。
- 3、将下一块地板与前一块地板的短边对齐一定角度,将第二块板的凸槽用力向前压入并同时平置在地面上,用同样的方法完成第一排的安装。最后一块地板应裁成合适的长度,与墙之间保留6-10mm间隙。
- 4、将新一排的第一块地板的长边凸槽对准前一排的凹槽达成一定角度。将地板向前压入同时平置在地面上。
- 5、将第二块板的短边与安装好的前一块地板对成一定角度并下折。确保此板的位置与前一块板形成锁定的一体。
- 6、插入相同厚度的锁扣地板小块至正在安装地板的长边端处,略微抬起地板(与前一排的前一块安装的板一起)以及小块地板,呈30度角至45度角之间,然后使用塑料锤敲击小块地板使长边的凸槽嵌入到相邻地板的凹槽内。
- 7、按照上述方法继续安装房间其余地板,直到结束。确保和室内所有垂直平面之间都留出必要的膨胀间隙,这包括墙壁、门和橱柜等固定物品,地板与墙边之间,铺完后,根据个人喜好,可安装踢脚线,既可保护地板边缘,也可使整体效果更美观。

Installation steps

1. Lay the waterproof mat on the clean and flat ground, which is soft and moisture-proof;
2. Start at the corner of the room (top left) and place the first floor, exposing two of the groove edges. To prevent natural expansion of the floor, a 6-10mm gap should be reserved between the floor and the wall.
3. Align the short edge of the next floor with the one before it at a certain Angle, and press the convex groove of the second board forcefully forward and place it on the ground at the same time. Do the same for the first row. The last floor should be cut into appropriate length, 6-10mm clearance is retained between the wall.
4. Align the long side convex groove of the first floor of the new row with the groove of the previous row at an Angle. Press the floor forward and lay flat on the floor.
5. Set the short edge of the second board at an Angle to the previous installed floor and fold it down. Make sure this board is in a locked position with the previous board.
- 6, insert the same thickness of the lock button floor to the long side of the floor is being installed, slightly lift the floor (with the front row of a piece of installed board together) and a small piece of the floor, was 30 degrees to 45 degrees between the Angle, and then use plastic hammer percussion small piece of the floor to make the long side of the convex groove embedded in the adjacent floor groove.
7. Continue to install the rest of the floor in the room as described above until the end. Ensure and indoor all between vertical plane put apart necessary expansion gap, this includes wall, door and ambry etc. fixed articles, between floor and wall edge, after shop, according to individual be fond of, can install play line, can protect floor edge already, also can make integral effect more beautiful.

PERFECTLY FITTED STONE CRYSTAL FLOORING

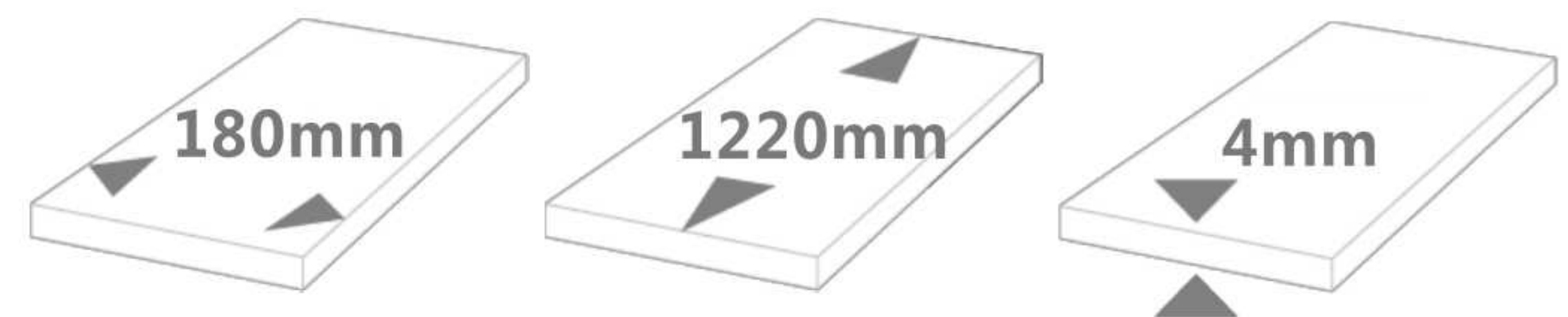
完美贴合的石晶地板


◆ QUALITY SPACE AND FINE LIFE
品质空间 美好生活

- **No messy grouting required**
- **No extensive floor preparation needed**
- **100% Waterproof**
- **Specifications : 180x1220mm**

The thickness of the : 4.0mm/5.0mm

- 不需要凌乱的灌浆
- 不需要大量的地面准备,
- 100%防水
- 规格: 180x1220mm
- 厚度: 4.0mm/5.0mm





简易安装方法

将长边斜接起来，滑到短边，然后掉嵌进去，每块都有一个独特的连接锁，安装方便，可以随意移走

EASY INSTALLATION

Slide the long side diagonally to the short side, then slide into the hallow. Each piece has a unique latch that can be easily installed and removed



可以直接在旧瓷砖上安装

切成合适的尺寸，清理好地面，直接将石晶地板安装在旧瓷砖上，方便快捷，它将给你一个全新的地面效果。

CAN BE INSTALLED DIRECTLY ON OLD TILE

Cut to the right size, clean the floor and install the crystal floor directly on top of the old tile. It will give you a new look.

WOOD TEXTURE SERIES

木纹系列



原料环保
Environmental
protection



锁扣技术
Latch
Technology



防滑技术
Anti-slip
technology



防刮耐磨
Wear-resisting



防水防潮
Waterproof
and moisture



B1级防火
B1 level of
fire prevention



简易安装
Easy
installation



LKF001



LKF006



LKF026

SIZE:
180X1220mm

因光线及印刷等因素，所有产品色相与纹理有一定色差，请以实物为准。

Due to light and printing and other factors, all products have a certain color difference in hue and texture, please refer to the actual material prevail.

WOOD TEXTURE SERIES

木纹系列



原料环保
Environmental
protection



锁扣技术
Latch
Technology



防滑技术
Anti-slip
technology



防刮耐磨
Wear-resisting




防水防潮
Waterproof
and moisture




B1级防火
B1 level of
fire prevention




简易安装
Easy
installation



LKF028



LKF035



LKF050

SIZE:
180X1220mm

因光线及印刷等因素，所有产品色相与纹理有一定色差，请以实物为准。

Due to light and printing and other factors, all products have a certain color difference in hue and texture, please refer to the actual material prevail.

WOOD TEXTURE SERIES


木纹系列



LKF052



LKF053



LKF054

SIZE:
180X1220mm

因光线及印刷等因素，所有产品色相与纹理有一定色差，请以实物为准。

Due to light and printing and other factors, all products have a certain color difference in hue and texture, please refer to the actual material prevail.

WOOD TEXTURE SERIES

木纹系列



LKF055



LKF057



LKF124



因光线及印刷等因素，所有产品色相与纹理有一定色差，请以实物为准。

Due to light and printing and other factors, all products have a certain color difference in hue and texture, please refer to the actual material prevail.

WOOD TEXTURE SERIES

木纹系列



LKF125



LKF143



LKF153



因光线及印刷等因素，所有产品色相与纹理有一定色差，请以实物为准。

Due to light and printing and other factors, all products have a certain color difference in hue and texture, please refer to the actual material prevail.

WOOD TEXTURE SERIES

木纹系列



原料环保
Environmental
protection



锁扣技术
Latch
Technology



防滑技术
Anti-slip
technology



防刮耐磨
Wear-resisting



防水防潮
Waterproof
and moisture



B1级防火
B1 level of
fire prevention




简易安装
Easy
installation



LKF155



LKF201



LKF218


SIZE:
180X1220mm

因光线及印刷等因素，所有产品色相与纹理有一定色差，请以实物为准。


Due to light and printing and other factors, all products have a certain color difference in hue and texture, please refer to the actual material prevail.

WOOD TEXTURE SERIES

木纹系列



LKF219



LKF252

SIZE:
180X1220mm

因光线及印刷等因素，所有产品色相与纹理有一定色差，请以实物为准。

Due to light and printing and other factors, all products have a certain color difference in hue and texture, please refer to the actual material prevail.

WOOD TEXTURE SERIES

木纹系列



LKF001




LKF006



LKF026



LKF028



LKF035




LKF052



LKF050



LKF053



LKF054



LKF055



LKF057




LKF124




LKF125



LKF143



LKF153




LKF155



LKF201



LKF218



LKF219



LKF252

 SIZE:
180X1220mm

因光线及印刷等因素，所有产品色相与纹理有一定色差，请以实物为准。

Due to light and printing and other factors, all products have a certain color difference in hue and texture, please refer to the actual material prevail.