

The Product Overview



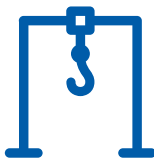
Overhead travelling cranes
HB light crane systems
Jib cranes
Electric wire rope hoists
Electric chain hoists
Lightweight mobile gantries

WE MOVE



... EVERYTHING ACCORDING TO YOUR WISHES

ABUS electric chain hoists
26



... HEAVY LOADS WITH EASE

ABUS mobile gantry crane
30



... ALLOWS FLEXIBLE AND INDIVIDUAL PLANNING

ABUS monorail track
32



... LOADS OF UP TO 120 TONNES

ABUS overhead travelling cranes
4



... WITH CRANES TAILORED TO YOUR APPLICATION

ABUS light crane systems
8



... ABUS OPTIONAL EQUIPMENT

ABUS accessories range
34

ABUCONTROL

... FORWARDS THROUGH INTELLIGENCE

Modular crane control
36



... FROM A TO B AND BACK AGAIN

ABUS jib cranes
14



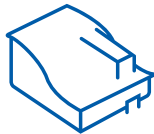
... WITH TIRELESS STRENGTH

ABUS electric wire rope hoists
20




... MORE THAN JUST LOADS!

Service and installation work
38



... FASCINATING INSIGHTS

ABUS KranHaus
42



ABUS overhead travelling cranes

THE SOLUTION FOR DIFFICULT TASKS

ABUS overhead travelling cranes can lift, handle and lower loads of up to 120 tonnes. Five main types are available: these include single girder travelling cranes, double girder travelling cranes for heavy-duty work and wide spans and underslung overhead travelling cranes for buildings

with special conditions. The fourth main type is the wall travelling crane whilst the fifth is the single girder semi-goliath crane, installed on a separate crane track beneath the other types in order to optimise material handling.

single girder travelling cranes | double girder travelling cranes
underslung overhead travelling cranes | wall travelling crane | semi-goliath cranes


AT A GLANCE

mainly for area-coverage material handling within buildings

comprehensive standard and optional equipment to suit individual applications

OVERHEAD TRAVELLING CRANES





ABUS single girder overhead travelling cranes

Load capacity: up to 16 t
Span: up to 39 m
(depending on load capacity)

ELV/ELK: with monorail hoist
ELS: with side-mounted hoist

- wide range of connection variants for optimum adaptation to local conditions
- very high hook positions possible



ABUS wall travelling crane (EWL)

Load capacity: up to 5 t
Span: up to 12 m


- installed on its own track beneath other types of overhead travelling crane
- ideal for use as a workplace crane serving several work stations

ABUS double girder overhead travelling cranes

Load capacity: up to 120 t
Span: up to 42 m
(depending on load capacity)

ZLK: with welded box girder and crab unit

- Larger load capacities, spans and hook paths possible
- Extended range for higher crane ratings



ABUS single girder semi-goliath crane (box girder) EHPK

Load capacity: up to 10 t
Span: up to 15 m
(depending on load capacity)

- installed on its own track beneath other types of overhead travelling crane
- ideal for use as a workplace crane serving several work stations





ABUS underslung overhead travelling cranes


Load capacity: up to 8 t
Span: up to 25 m
(depending on load capacity)

DLVM: for lighter loads
EDL: for heavier loads

- crane track mounted on ceiling
- the ideal solution for buildings with difficult or tight conditions
- short side approach dimensions, allowing optimum utilization of building width



Further product details and a quote request available online at:
<https://www.abuscranes.com/cranes/overhead-travelling-cranes>



ABUS light crane systems

YOU CAN ALWAYS EXTEND A REALLY SMART SYSTEM.

ABUS HB is a modular system which allows you to build up a complete tailor-made material handling solution to suit your requirements. The system can be adapted to the conditions and dimensions of almost any

application and reliably mounted on a wide variety of different ceilings. The main advantage of an ABUS HB system is that it can easily be extended and adapted at any time, allowing it to grow with your business.

monorail | double rail system | single girder crane EHB
stooled-up single girder crane EHB-X | double girder crane ZHB | stooled-up double girder crane ZHB-X
double girder crane ZHB-3 | single girder crane EHB-I | double girder crane ZHB-I

AT A GLANCE

Flexible modular principle
for individual solutions

For the lifting of
loads up to 2 t

Select from strong steel
profiles and light
aluminium profiles –
can also be combined

Profile lengths independent
of suspension points

ABUS LIGHT CRANE SYSTEMS





ABUS monorail

For linear point-to-point coverage
Load capacity: up to 2 t

- low headroom
- wide suspension spacing
- optional electric cross travel



ABUS EHB single girder crane


For area coverage
Load capacity: up to 1.25 t
Crane girder length: up to 10 m
(depending on load capacity)

- very light crane; ideal for use in lightweight buildings
- easy to move manually
- low headroom
- short end approach dimensions
- wide suspension spacing

ABUS double rail system

For linear point-to-point coverage
Load capacity: up to 2 t

- wide suspension spacing
- chain hoist installed between rails for improved lift height
- optional electric cross travel
- optional mobile control



ABUS EHB-X stooled-up single girder crane


For area coverage
Load capacity: up to 1 t
Crane girder length: up to 8 m
(depending on load capacity)

- stooled up crane for optimum use of available space
- easy to move manually
- ultra low headroom
- short end approach dimensions
- wide suspension spacing
- optional electric long + cross travel
- optional mobile control



ABUS LIGHT CRANE SYSTEMS






ABUS ZHB double girder crane

For area coverage
Load capacity: up to 2 t
Crane girder length: up to 12 m
(depending on load capacity)

- chain hoist installed between crane girders for improved lift height
- very low headroom
- optional electric long + cross travel
- optional mobile control



ABUS single girder rolling beam crane system EHB-I


For area coverage
Load capacity: up to 1 t
Crane girder length: up to 10 m
(depending on load capacity)

- Very low self weight, ideal for lightweight construction buildings
- easy to move manually
- standard 'I' beams utilised as downshop track beams
- favourable approach dimensions

ABUS ZHB-X stooled-up double girder crane

For area coverage
Load capacity: up to 2 t
Crane girder length: up to 8 m
(depending on load capacity)


- stooled up crane for optimum use of available space
- ultra low headroom
- wide maximum suspension spacing
- optional electric long + cross travel
- optional mobile control




ABUS double girder rolling beam crane system ZHB-I

For area coverage
Load capacity: up to 2 t
Crane girder length: up to 12 m
(depending on load capacity)

- High load capacity
- Particularly favourable hook heights due to the arrangement of the chain hoist stooled up between the crane beams
- standard 'I' beams utilised as downshop track beams
- Electrically powered motions (Option)
- Mobile pendant controller (Option)






ABUS ZHB-3 double girder crane

For area coverage
Load capacity: up to 1.6 t
Crane girder length: up to 22 m
(depending on load capacity)

- long crane spans possible
- lower headroom compared with EOT
- wide suspension spacing
- electric long + cross travel
- optional mobile control



Further product details and a quote request available online at:
<https://www.abuscranes.com/cranes/hb-systems>



ABUS jib cranes

A SOUND BASIS, FOR EFFICIENT MATERIAL HANDLING.

ABUS jib cranes are extremely versatile units which can easily be adapted to the customer's specific requirements. For example, jib cranes can be mounted on floors, walls or existing supports. Electric wire rope or chain hoists are available as options, as are electric cross travel and electric slewing gear.

pillar jib crane LSX | pillar jib crane LS | pillar jib crane VS
wall jib crane LWX | wall jib crane LW | wall jib crane VW

AT A GLANCE

swept area coverage

can be installed in any position, slewing range up to 360°, depending on model

ABUS JIB CRANES



ABUS LS pillar jib crane

Load capacity: up to 1 t
Jib length: up to 7 m
(depending on load capacity)

- light self weight; can be installed even if floor or foundation conditions are difficult
- allmost effortless push trolley travel



ABUS LSX pillar jib crane

Load capacity: up to 0.5 t
Jib length: up to 7 m
(depending on load capacity)

- smooth-running jib for easy manual operation
- optimal highest hook position
- optional electric cross travel

ABUS LW wall jib crane

Load capacity: up to 1 t
Jib length: up to 7 m
(depending on load capacity)

- relatively light weight; can also be installed in lightweight buildings
- trolley very easy to move by hand



ABUS LWX wall jib crane

Load capacity: up to 0.5 t
Jib length: up to 7 m
(depending on load capacity)

- smooth-running jib for easy manual operation
- optimal highest hook position
- optional electric cross travel



ABUS JIB CRANES





ABUS VS pillar jib crane with electric chain hoist

Load capacity: up to 4 t
Jib length: up to 10 m
(depending on load capacity)

- low headroom offers optimal highest hook position
- optional electric slewing gear
- optional electric cross travel
- optional mobile control



ABUS VS pillar jib crane with electric wire rope hoist


Load capacity: up to 6.3 t
Jib length: up to 10 m
(depending on load capacity)

- low headroom offers optimal highest hook position
- electric slewing gear
- electric cross travel
- mobile control

ABUS VW wall jib crane with electric chain hoist

Load capacity: up to 4 t
Jib length: up to 10 m
(depending on load capacity)

- low headroom offers optimal highest hook position
- optional electric slewing gear
- optional electric cross travel
- optional mobile control




ABUS VW wall jib crane with electric wire rope hoist

Load capacity: up to 5 t
Jib length: up to 10 m
(depending on load capacity)

- low headroom offers optimal highest hook position
- electric slewing gear
- electric cross travel
- mobile control



Further product details and a quote request available online at:
<https://www.abuscranes.com/cranes/jib-cranes>



ABUS electric wire rope hoists

FOR SENSITIVE HANDLING OF HEAVY LOADS.

ABUS electric wire rope hoists are the central components of crane systems for handling heavy loads. They feature motors, brakes, transmissions and electrical and electronic systems that have all been tried and tested over many years of arduous service. Standard precision travel and

lifting speeds allow the power and speed available to be gauged precisely. ABUS electric wire rope hoists are also extremely user friendly, featuring compact design, very easy maintenance and easy plug-in connectors.

Modular wire rope hoist | monorail hoist type E | side-mounted hoist type S
monorail hoist type U | crab unit type D | stooled-down crab unit type DQA
twin hoist crab unit type Z | stooled-down crab unit type DA

AT A GLANCE

Highest quality due to the most modern series production

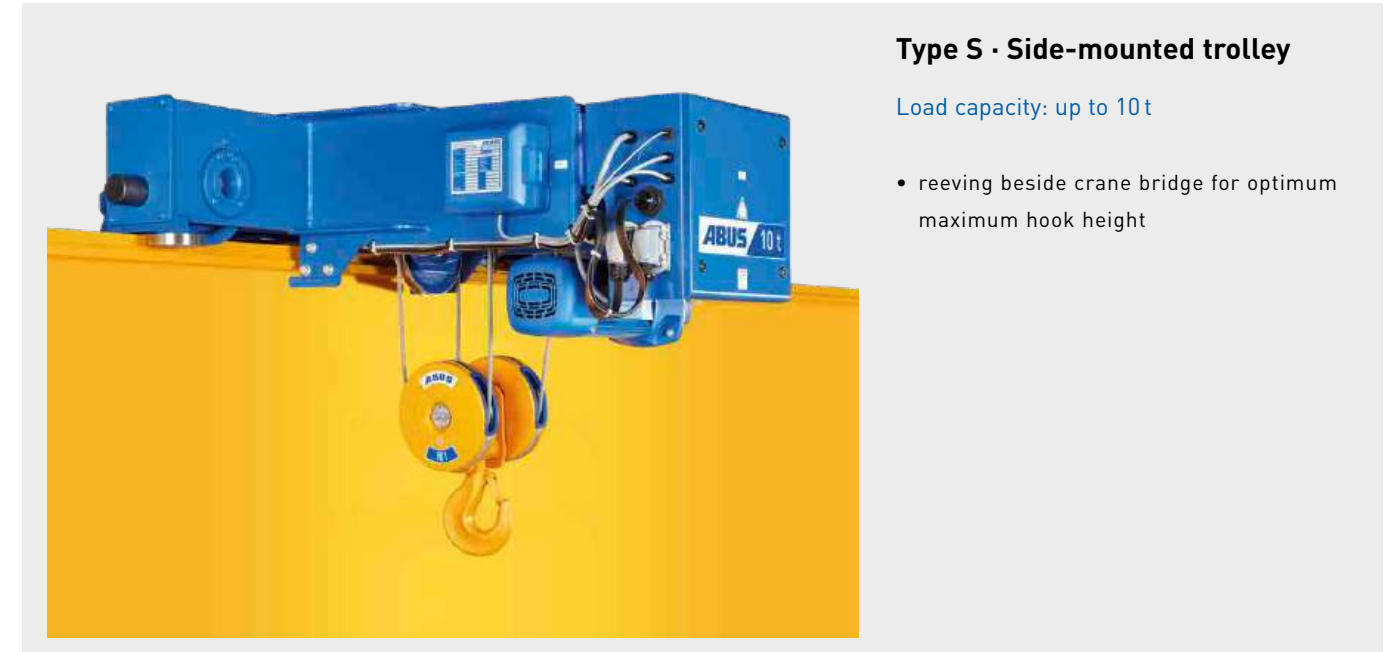
Compact design and optimal service friendliness

Flexible load capacity spectrum from 1 to 120 t

Precision hoist and travel speed as standard

Additional system components for special applications

ABUS ELECTRIC WIRE ROPE HOISTS FOR SINGLE GIRDER TRAVELLING CRANES



ABUS ELECTRIC WIRE ROPE HOISTS FOR DOUBLE GIRDER TRAVELLING CRANES






Type D - Standard Crab Unit

Load capacity: up to 63 t

- articulated end carriage connection for firm four-wheel contact
- two direct drives without open gears for crab frame trolley



Type Z - Twin Drive Crab Unit

Load capacity: up to 120 t

- with twin hoist
- articulated end carriage connection for firm four-wheel contact
- two direct drives without open gears for crab frame trolley

Type DA - Low headroom crab unit

Load capacity: up to 40 t

- Stooled-down for minimal headroom dimensions
- For use where very little space is available above the crane
- articulated end carriage connection for firm four-wheel contact
- two direct drives without open gears for crab frame trolley



Type ZA - Low headroom crab unit

Load capacity: up to 80 t

- Stooled-down for minimal headroom dimensions
- For use where very little space is available above the crane
- articulated end carriage connection for firm four-wheel contact
- two direct drives without open gears for crab frame trolley







Type DQA - Stooled-down crab unit turned through 90°

Load capacity: up to 40 t

- Stooled-down for minimal headroom dimensions
- articulated end carriage connection for firm four-wheel contact
- two direct drives without open gears for crab frame trolley
- Cable drum axle in cross travel direction

Further product details and a quote request available online at:
<https://www.abuscranes.com/hoists/wire-rope-hoists>



Load capacity
up to
4 t

compact



ABUS electric chain hoists

RELIABLE LINKS IN THE MATERIAL HANDLING CHAIN.

In stationary installations, with push trolleys or electric trolleys, ABUS electric chain hoists have a number of extremely useful, user-oriented advantages. These include a very low headroom design for optimum utilisation of available space, a

standard precision lifting speed for sensitive lifting and lowering operations and brake linings with a long service life. Under normal conditions, the unit can complete 1 million full-load braking operations before adjustment is required.

ABUCompact GMC | ABUCompact GM2 | ABUCompact GM4
ABUCompact GM6 | ABUCompact GM8

AT A GLANCE

low headroom

dual lifting speeds
as standard feature

ready for installation

comprehensive standard
and optional equipment

ABUS ELECTRIC CHAIN HOISTS



ABUS electric chain hoists ABUCompact GMC

Load capacity: up to 200 kg
Lifting speed: up to 12 m / min

- with ABUCommander push button pendant as standard equipment
- can be connected to 230 V power socket (single phase)
- infinitely variable lifting speed
- hook path: 3/6/10/20 m
- weight: approx. 10 kg respectively 12 kg

ABUS electric chain hoists ABUCompact GM2

Load capacity: up to 630 kg
Lifting speed: up to 20 m / min

- with ABUCommander push button pendant as standard equipment
- 2 lifting speeds as standard feature



ABUS electric chain hoists ABUCompact GM4

Load capacity: up to 1250 kg
Lifting speed: up to 20 m / min

- with ABUCommander push button pendant as standard equipment
- 2 lifting speeds as standard feature



ABUS electric chain hoists ABUCompact GM6

Load capacity: up to 2500 kg
Lifting speed: up to 16 m / min

- with ABUCommander push button pendant as standard equipment
- 2 lifting speeds as standard feature


ABUS electric chain hoists ABUCompact GM8

Load capacity: up to 4000 kg
Lifting speed: up to 20 m / min

- with ABUCommander push button pendant as standard equipment
- 2 lifting speeds as standard feature

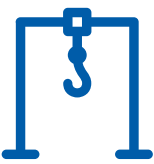


Further product details and a quote request available online at:
<https://www.abuscranes.com/hoists/electric-chain-hoists>



Load capacity
up to
2t

mobile



ABUS lightweight mobile gantries

TAKE IT WHERE YOU NEED IT.

With the ABUS lightweight mobile gantry, you can mobilize the lifting power of an ABUS electric chain hoist. The crane is designed for loads up to two tonnes and features four steerable stop rollers for easy handling. Lifting power is always available where you need it. Depending on the load capacity required, the maximum overall width is up to 7.9m and the maximum overall height up to 5m. If necessary, the ABUS lightweight mobile gantry is also easy to dismantle.

AT A GLANCE

Universally applicable due to absolute mobility	Use of almost all ABUS chain hoist types is possible	With four steerable stopper rollers
---	---	---
Can be easily disassembled if necessary	Complete crane incl. chain hoist via quick-fit connections	
---	---	



ABUS monorail track

SOLUTIONS FOR A LINEAR POINT-TO-POINT MOVEMENT OF LARGE LOADS

ABUS monorail tracks are the ideal solution for those applications where a linear material flow is needed. Application-specific options for fixing the system onto existing ceiling constructions or portal supports fixed on the floor allow optimised solutions for the transport of loads. ABUS electric chain hoists with a push-pull or

a powered trolley are used for load capacities up to 4 t. ABUS electric wire rope hoists type E are used for larger load capacities. Thanks to an extensive range of standard and optional equipment, such as the ABUS radio remote control system, loads can be moved in an easier and more flexible manner.

AT A GLANCE

allows flexible and individual planning

many options for fixing

extensive standard and optional equipment

ANYTHING ELSE YOU NEED? THE ABUS ACCESSORIES RANGE.

With the accessories in the ABUS range, you can tailor an ABUS crane to meet your specific requirements. The equipment available, ranging from energy chains and radio remote controls to lighting and load measurement systems, should be sufficient to meet all your needs.

Radio remote control

gives crane operators greater freedom of movement, allowing them to choose the position which gives the best view of their working area and effectively saving time. ABUS offers radio remote controls with joystick or compact push-button hand held transmitter. ABUS radio remote controls are also suitable for multiuser operation, with parallel access to several cranes. The **ABUS tandem control system** allows the crane operator to control two electrically coupled travelling cranes at the same time. Ideally, the ABUS radio remote control system should be used in combination with the tandem control system. With this control configuration, two crane operators can control the two cranes separately, or one operator can control both cranes, either separately or together.



Reduced load swing motion sequences with two-stage operation

For those wanting to optimally transport sensitive goods or large loads, ABUS is expanding its pole-switchable system with the AZS soft start device and the SU-2 smooth switching relay. With these electronic assemblies, the crane operator can use the adjustable acceleration behaviour of the device as well as the improved deceleration characteristics for gentle control of the long and cross travel as an alternative to the frequency converter.



LED Matrix display

with three different digit sizes from 60mm to 180mm, digits, letters as well as special characters can be generated up to a reading distance of approx. 80m. Due to the small space requirement, variable mounting positions on the crane are possible. Status displays of the crane as well as scrolling text can also be implemented with this display.



Calibrated hook block scale

Knowing what is hanging on the hook is important for many crane operators: weighing goods and invoicing them to customers, loading trucks, charging production plants with weighed material, complying with safety regulations for loads or determining the weight of containers - the ABUS hook block scale is often the cost effective solution.

It is a digital commercial scale of accuracy class III with CE approval from the National Metrology Institute of Germany. The crane scale is calibrated and delivered ready for operation. The weighing electronics consist of modern Surface Mount Device technology in a robust industrial design. The weighing module integrates optimally into the bottom block of ABUS wire rope hoists.



Additional power socket on hoist

This option includes an additional 5-pole (3/N/PE) power socket on the hoist for ancillary equipment. The socket is connected upstream from the emergency stop switch and the ancillary equipment therefore remains in operation following an emergency stop. Easy connection and disconnection is possible. Depending on the individual application, it may be necessary to provide a 5-pole power supply. (This option is only available in combination without electric trolley travel and with direct control).




ABUS cross-type limit switches

limit long travel and cross travel, automatically slowing or stopping the crane or the hoist at the end of the track. These limit switches may also be applied for crane zoning if it is necessary to divert a hoist on a crane around a prohibited area. The switch is operated by a switching lug installed on the crane track or on the crane bridge.



Further possible options are available on our website. Or simply contact us.

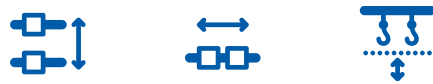
ABUCONTROL: LIFTS CRANES TO A NEW LEVEL



ABUS cranes with control via ABUControl can be adapted to your application by the means of travel profiles. Cranes with two fixed speeds move in a completely different way to cranes controlled by frequency converter, for example. **Travel and hoist profiles** allow cranes to be adapted to your current or required situation. This eliminates the need for your crane operators to adjust existing cranes, making them more likely to feel the increased productivity from the additional crane system.



The **ABUS sway control** increases safety and convenience during transportation of goods in sensitive areas. Sway control is based on mathematical calculations. Travel speeds, acceleration and deceleration of crane and hoist, the hook position and length of the load lifting attachment are taken into account. Even people who rarely operate cranes can transport loads safely with the aid of the sway control feature.



The **ABUS synchronisation** control of two hoists on one crane makes the safe handling of long products possible. Divergence of lifting speeds is prevented effectively through constant regulation even where different wire rope hoists are used. This requires the crane to be equipped with a frequency converter for lifting. Travel speeds are regulated even on cranes which run in tandem. Two cranes, maximum of four hoists and their hoisting motions, all regulated.




Operating data, settings, service information. Thanks to the modern KranOS interface, you can keep tabs on the crane. For wireless use with any laptop or tablet with browser. Speeding up regular annual inspections into the bargain.



ABUControl relies on tried-and-tested freely available components from renowned electronics manufacturers. Replacement or repair requires neither 'specialist knowledge' nor 'software licences'. You remain in complete control of the crane at all times and have a free choice of service partner. ABUControl - a unique promise for simple maintenance and repairs.


GOOD DESIGN IS A MATTER OF DETAIL. GOOD SERVICE TOO.

Comprehensive advice, consistently applied, lays a solid foundation for the design of any crane system. Our computer-aided design team uses a continuous database for all stages from initial stocktaking through to planning and design. The result is a proposal with full technical documentation precisely in accordance with your requirements. Our proposals form a reliable basis for your decision to purchase a modern, high performance indoor crane system.



Comprehensive and reliable:
each proposal includes thoroughly
prepared technical documentation.

Precise and reliable right down
to the last detail. Computer-aided
design systems give a clear over-
view at all stages of the project.



ABUS SERVICE IS A STANDARD FEATURE OF ABUS QUALITY.

The ABUS all-inclusive service package offers greater safety and helps save costs. Apart from regular servicing, the package includes a number of other services which would normally result in additional cost. In addition, early diagnosis and regular maintenance by trained ABUS service staff systematically improve the availability of your crane system. ABUS service packages are also available for cranes and hoists produced by other companies.

- ABUS representatives in more than 50 countries
- Express spare parts delivery

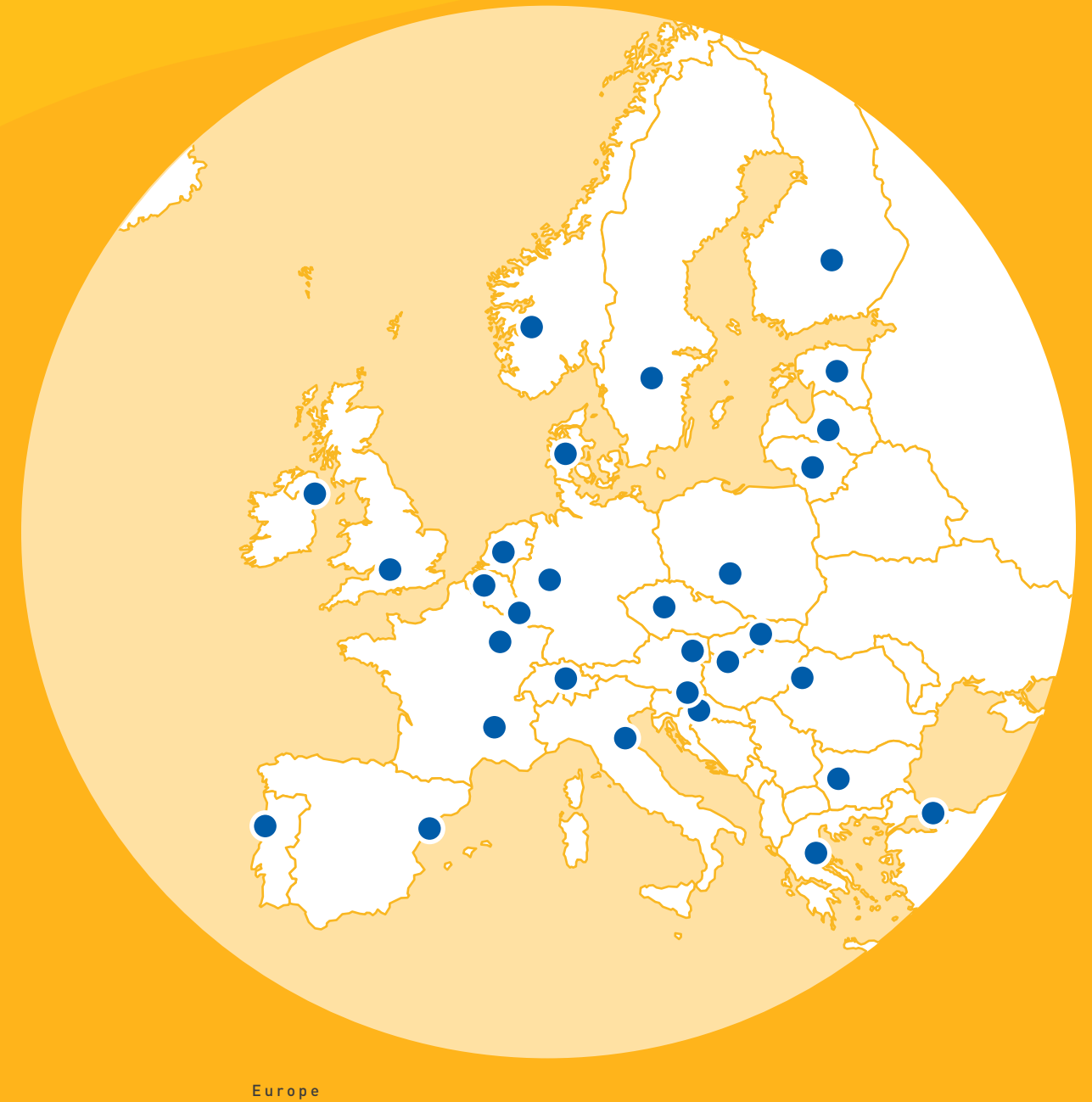


AT HOME ANYWHERE IN THE WORLD



ABUS SERVICE AND
SALES LOCATIONS WORLDWIDE

ABUS
CRANE SYSTEMS



ABUS KRANHAUS: FASCINATING INSIGHTS INTO THE WORLD OF CRANES

Transport loads single-handedly with a powerful overhead travelling crane, experience the ease of our crane systems yourself, ride on a 8-metre-high crane – the KranHaus at our company headquarters in Gummersbach offers an overview of current crane technology as well as an exciting insight into real-life working situations in a building that has 1,600m² of space. In the crane workshop above the crane building, ser-

vice technicians, installation engineers, service engineers and crane operators are trained. Seminars on the themes of crane maintenance, repair and servicing take place in the modern training rooms that are equipped with special technology. You are also warmly welcome to get to know the Kran-Haus yourself, and to optimise your particular material handling application requirements with us.

Contact

Phone: +49 2261 37-3700
E-mail: anmeldung@kranhaus.com

Address:
Archimedesstraße 1
D-51647 Gummersbach

SatNav:
Martin-Siebert-Straße
51647 Gummersbach, Germany



Enjoy a ride on a crane in 8 m high



Feel the different drive concepts for yourself



On 3 levels, different crane systems are waiting to be tested at length by visitors like you.

Complete solutions from ABUS



You can find further product information on our entire product portfolio at:
<https://www.abuscranes.com/downloads>

PUBLISHER

ABUS Kransysteme GmbH
P. O. 10 01 62
51601 Gummersbach · Germany
Phone + 49 22 61 37-0
e-mail: info@abuscranes.com

AN 12284 1.22